




TECEloop push plates – flush-mounted, unique made,
of plastic and glass for toilet and urinal

TECE:
Intelligent housing technology





TECEloop push plates for two-volume flushing system made of glass are reduced to a minimum in their formal appearance.

Extended design possibilities are ensured by the different material and colour combinations for frames and push-buttons, and the unique possibility for flush installation.


Fascination and elegance of the simple

TECEloop is a versatile range of push plates for toilets and urinals. TECEloop combines a clear, timeless form in unmistakable precision with the ultimate in material aesthetics and clear, self-explanatory operation.




TECEloop plastic

The basic version of TECEloop has a high-quality plastic cover and raised buttons. It is available in white, white antibac, pergamon, matte chrome and bright chrome. It is assembled on the wall in the traditional way, but is especially flat, with an installed height of only 6 mm. The smooth surfaces are easy to clean.



TECEloop glass

With its high-quality genuine glass surface in pale green, pure white or formal black, the TECEloop toilet and urinal push plates fit perfectly into an upmarket bathroom environment. As with the basic version, the flat, wall-mounted housing is a source of fascination. The actuating buttons that are fitted level with the main unit emphasise the high level of precision and intuitive operation of the system.



TECEloop glass, flush-mounted

With a toilet and urinal push plate that is fitted completely level with the wall, TECEloop offers the ultimate in technical perfection and structural fascination. Its height-adjustable tile frame ensures that it couldn't be easier to assemble. The high-quality glass surface fits elegantly and unobtrusively into the bathroom structure.



TECEloop glass


Toilet push plate made of glass for TECE cisterns to be actuated from the front or from the top. 220 x 150 x 11 mm



1



2



3



4



5



6



7



8



9



10



11

TECEloop plastic

Toilet push plate made of plastic. 216 x 145 x 6 mm




1/3




2



4



5



6

Urinal push plate made of glass for TECE pressure flush valve housing. Including pressure flush cartridge.
104 x 124 x 11 mm



12



13



14



15



16



17



18



19



20



21



22

WC push plates made of glass

1	Glass white, push-buttons white	9.240.650
2	Glass white, push-buttons matte chrome	9.240.659
3	Glass white, push-buttons bright chrome	9.240.660
4	Glass green, push-buttons white	9.240.651
5	Glass green, push-buttons matte chrome	9.240.652
6	Glass green, push-buttons bright chrome	9.240.653
7	Glass black, push-buttons white	9.240.654
8	Glass black, push-buttons matte chrome	9.240.655
9	Glass black, push-buttons bright chrome	9.240.656
10	Glass black, push-buttons black	9.240.657
11	Glass black, push-buttons gold	9.240.658

Urinal push plates glass

12	Glass white, push-button white	9.242.650
13	Glass white, push-button matte chrome	9.242.659
14	Glass white, push-button bright chrome	9.242.660
15	Glass green, push-button white	9.242.651
16	Glass green, push-button matte chrome	9.242.652
17	Glass green, push-button bright chrome	9.242.653
18	Glass black, push-button white	9.242.654
19	Glass black, push-button matte chrome	9.242.655
20	Glass black, push-button bright chrome	9.242.656
21	Glass black, push-button black	9.242.657
22	Glass black, push-button gold	9.242.658

Urinal push plate made of plastic. 100 x 120 x 6 mm



7/9



8



10



11



12

WC push plates made of plastic

1	White	9.240.600
2	White, push-buttons bright chrome	9.240.627
3	White, anti-bacterial	9.240.640
4	Pergamon	9.240.601
5	Matte chrome	9.240.625
6	Bright chrome	9.240.626

Urinal push plates made of plastic

7	White	9.242.600
8	White, push-button bright chrome	9.242.627
9	White, anti-bacterial	9.242.640
10	Pergamon	9.242.601
11	Matte chrome	9.242.625
12	Bright chrome	9.242.626

Flush-mounted installation of TECEloop glass



The installation kit also includes two bow-type handles for the installation or de-installation of the glass surface.

The optional flush-mounted installation of the glass push plate is an outstanding characteristic feature of TECEloop. Using the installation set, the installation is as easy as it is precise.



WC installation frame
Order No. 9.240.649



Urinal installation frame
Order No. 9.242.649

Installation set for flush-mounted installation of TECEloop glass. Depth-adjustable tile frame from 5 to 18 mm for wall tiles. To be used only in combination with TECEprofil drywall modules.

Otherwise all TECEloop push plates fit on all TECE cisterns.



The WC module for flush-mounted installation of TECEloop.

The universal WC module is suitable for all drywall installations. Whether in a TECEprofil wall, a metal or wooden supporting wall or as an individual elements – it is always the same module.

Besides TECEloop, all other actuations of TECE can be mounted.

Order No. 9.300.000



The urinal module for flush-mounted installation of TECEloop.

To take manual and electronic actuation systems. For the installation in a TECEprofil curtain wall, a metal or wooden supporting wall or corner module. Also suitable for single block installation.

Order No. 9.320.008